


Rechenbärchen



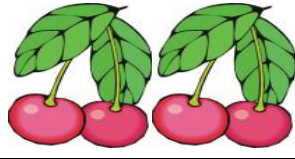

















Rechnen mit Selbstkontrolle






























So wird es gemacht:

Rechenbären und Schieber folieren,
die Schlitzte mit einem Stanleymesser
einschneiden und schon kann fleißig
gerechnet werden ...

Eigene Schieber sind ganz schnell
hergestellt, einfach Blankovorlage
benutzen!



1,2,3 ...	1,2,3 ...	1,2,3 ...	1,2,3 ...
			
1	2	4	1
			
2	1	2	3
			
3	3	1	2
			
4	4	2	1
			
5	5	5	3

ZR 5 +	ZR 5 -	ZR 5	ZR 5 +
 + 			 + 
2	1	2	5
 + 			 + 
4	0	3	4
 + 			 + 
3	1	1	2
 + 			 + 
5	2	4	5
 + 0			 + 
1	3	5	3

ZR 5 +	ZR 5 -	ZR 10 +	ZR 10 -
$1+1$	$2-1$	$1+2$	$4-2$
2	1	3	2
$3+1$	$3-3$	$3+2$	$6-3$
4	0	5	3
$2+3$	$5-1$	$6+1$	$2-1$
5	4	7	1
$2+2$	$3-2$	$8+2$	$9-4$
4	1	10	5
$1+2$	$4-2$	$9+0$	$10-0$
3	2	9	10

ZR 10 \pm	ZR 20 \pm	ZR 20 \pm	ZR 30 \pm
5+5	12+8	8+9	23+4
10	20	17	27
3-1	20-4	6+8	15-4
2	16	14	11
6+3	13+3	16-7	19+9
9	16	9	28
10-0	17-2	19+1	30-20
10	15	20	10
4+4	5+14	13-0	16+5
8	19	13	21

