

Anleitung

Du brauchst eine Setzleiste mit 2 Rillen.

Stecke in die hintere Rille die Bildkarten.

Ordne in die vordere Rille die Wörter zu.

Nachdem du fertig bist, kontrolliere.



A


B

book

exercise-book

A

B



C

D

E

folder



glue

felt pen

C

D

E



F

G

H

pen


paperclip

ruler

F

G


H



pencil

rubber

pencil case



F

scissors

G

sharpener

H

schoolbag

F

G

H